

Custom Cable Request Form

(Page 1 of 2)

Create your own custom cable with this form by indicating cable type, length, and jacket type as well as connector gender, connector type, and special instructions. If you select foil shielded as the cable type, remember to circle your drain-wire option. Lastly, indicate your pinning requirements.

You can also configure Custom Cables with our Cable & Adapter Configurator at blackbox.com/Resources. After you've submitted the form, you'll receive a confirmation e-mail, and your quote will be completed within 24 hours. Need help? Call our FREE Tech Support at 724-746-5500!

Step 1 Cable Type: (Check as many as apply)

- | | |
|---|--|
| <input type="checkbox"/> CAT5e | <input type="checkbox"/> 62.5/125- μ m Multimode Fiber |
| <input type="checkbox"/> CAT6 | <input type="checkbox"/> 50/125- μ m Multimode Fiber |
| <input type="checkbox"/> CAT6a | <input type="checkbox"/> 50/125- μ m (OM3) Multimode Fiber |
| <input type="checkbox"/> Unshielded | <input type="checkbox"/> 8.5/125- μ m Single-Mode Fiber |
| <input type="checkbox"/> Foil Shielded | <input type="checkbox"/> Simplex Fiber |
| <input type="checkbox"/> Foil and Copper-Braid Shielded | <input type="checkbox"/> Duplex Fiber |
| <input type="checkbox"/> Solid | <input type="checkbox"/> Other: _____ |
| <input type="checkbox"/> Stranded | |

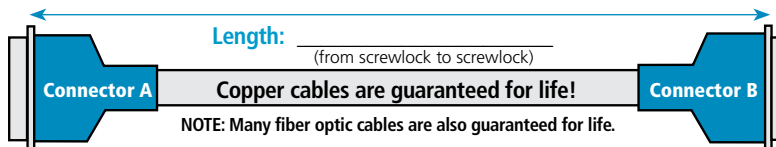
Jacket Type:

- PVC Plenum

Standard- and Custom-Cable Length Tolerances

0–9.9 ft.	+3"/-0"
10–99.9 ft.	+6"/-0"
100 ft.+	+1 ft./-0"

Step 2 Connectors:



Gender: M F

Connector Type: (Circle one)

- | | | |
|------------------------|-------------------|--------------------|
| 1. DB9 | 13. DEC™ MMJ | 24. 50-pin Berg: |
| 2. DB15 | 14. RJ-45 10-wire | RS-232 or SCSI |
| 3. DB25 | 15. RJ-45 8-wire, | 25. 4-pin mini DIN |
| 4. DB37 | shielded | 26. 5-pin DIN |
| 5. DB50 | 16. M/50 | 27. 6-pin mini DIN |
| 6. 15-pin high-density | 17. Fiber ST® | 28. 8-pin mini DIN |
| 7. 36-pin Centronics® | 18. Fiber SC | 29. Spade lugs, |
| 8. 50-pin telco | 19. Fiber LC | length: _____ |
| 9. RJ-11 4-wire | 20. Fiber MT-RJ | 30. Other: _____ |
| 10. RJ-11 6-wire | 21. Fiber MU | |
| 11. RJ-22 4-wire | 22. Fiber FDDI | |
| 12. RJ-45 8-wire | 23. M/34 (V.35) | |

Special Instructions: (Circle options)

- One end cut
- Pins only
- Hood type (Plastic if not specified):
 - Metal hood
 - 45° hood
 - Removable hood
 - Plastic hood
 - Molded hood
- Thumbscrews
- Screw locks: M or F (Male if not specified) metric/English
- 90° hood
—specify cable exit, Pin # _____ NOTE: Default is Male=Pin 1, Female=Opposite
- Pairing
- Flying leads, length: _____
- Label: _____
- 50-pin telco: ears or bail latches
- 36-pin Centronics: ears or bail latches
- Packaging—please attach specs
- Other—please attach specs

Drain Wire: (Circle one)

(Applies only to foil-shielded cables)

- Cut drain wire
 - Pin drain by itself Pin # _____
 - Wrap drain with conductor Pin # _____
- If 1–3 are not chosen,
4. Attach drain to shell

Gender: M F

Connector Type: (Circle one)

- | | | |
|------------------------|-------------------|--------------------|
| 1. DB9 | 13. DEC MMJ | 24. 50-pin Berg: |
| 2. DB15 | 14. RJ-45 10-wire | RS-232 or SCSI |
| 3. DB25 | 15. RJ-45 8-wire, | 25. 4-pin mini DIN |
| 4. DB37 | shielded | 26. 5-pin DIN |
| 5. DB50 | 16. M/50 | 27. 6-pin mini DIN |
| 6. 15-pin high-density | 17. Fiber ST | 28. 8-pin mini DIN |
| 7. 36-pin Centronics | 18. Fiber SC | 29. Spade lugs, |
| 8. 50-pin telco | 19. Fiber LC | length: _____ |
| 9. RJ-11 4-wire | 20. Fiber MT-RJ | 30. Other: _____ |
| 10. RJ-11 6-wire | 21. Fiber MU | |
| 11. RJ-22 4-wire | 22. Fiber FDDI | |
| 12. RJ-45 8-wire | 23. M/34 (V.35) | |

Special Instructions: (Circle options)

- One end cut
- Pins only
- Hood type (Plastic if not specified):
 - Metal hood
 - 45° hood
 - Removable hood
 - Plastic hood
 - Molded hood
- Thumbscrews
- Screw locks: M or F (Male if not specified) metric/English
- 90° hood
—specify cable exit, Pin # _____ NOTE: Default is Male=Pin 1, Female=Opposite
- Pairing
- Flying leads, length: _____
- Label: _____
- 50-pin telco: ears or bail latches
- 36-pin Centronics: ears or bail latches
- Packaging—please attach specs
- Other—please attach specs

Drain Wire: (Circle one)

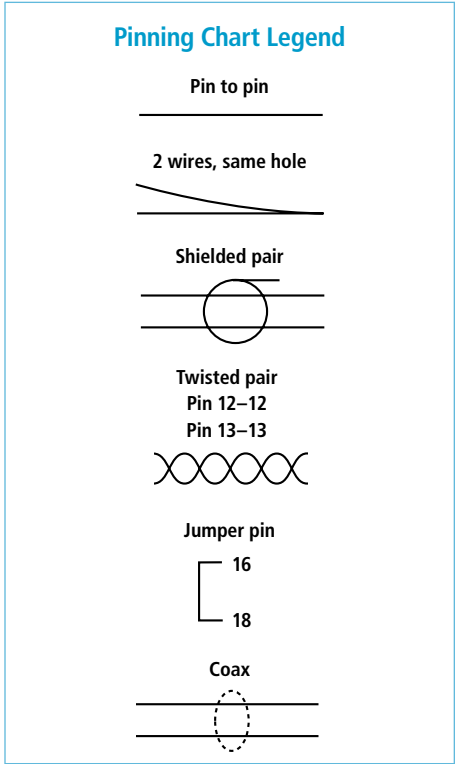
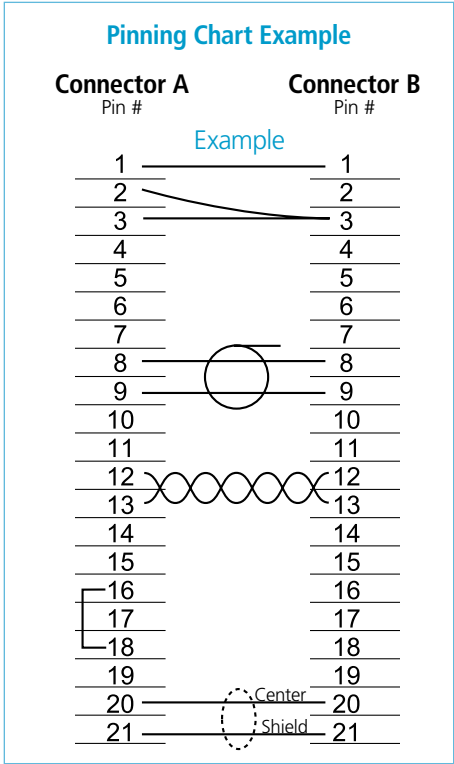
(Applies only to foil-shielded cables)

- Cut drain wire
 - Pin drain by itself Pin # _____
 - Wrap drain with conductor Pin # _____
- If 1–3 are not chosen,
4. Attach drain to shell

COPY AND FAX THIS FORM TO 800-321-0746—24 HOURS A DAY, 7 DAYS A WEEK!

Step 3 Pinning (See example at right)

Connector A Pin #	Connector B Pin #
_____	_____
_____	_____
_____	_____
_____	_____
_____	_____
_____	_____
_____	_____
_____	_____
_____	_____
_____	_____
_____	_____
_____	_____
_____	_____
_____	_____
_____	_____
_____	_____
_____	_____
_____	_____
_____	_____
_____	_____
_____	_____
_____	_____
_____	_____
_____	_____
_____	_____
_____	_____
_____	_____
_____	_____
_____	_____
_____	_____
_____	_____
_____	_____
_____	_____



Comments: _____

Step 4 **To Order:** **FAX to: 800-321-0746** **or MAIL to:** 1000 Park Drive
(24 hours a day, Lawrence, PA
7 days a week!) 15055-1018

Quantity: _____ **24-Hour Response!**

Part number: _____ Name: _____

Contact number: _____ Title: _____

Quote number: _____ Company: _____

Order number: _____ Address _____

Comments: _____ or P.O. Box: _____

_____ Mail Stop/
Suite/Building: _____

_____ City: _____

_____ State: _____ Zip: _____

_____ Telephone: () _____

_____ Fax: () _____

_____ E-mail: _____ **BB10**

When ordering...please include a copy of this form with our **Order Form**. ***Thank you!***